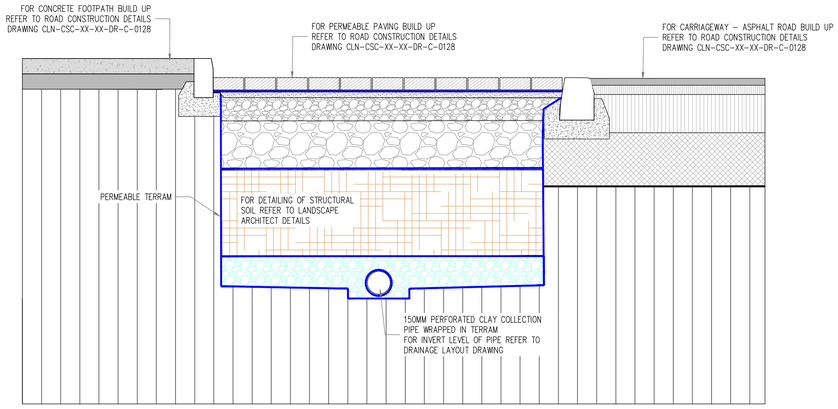

PERMEABLE PAVING SECTION DETAIL A-A.
SCALE 1:20

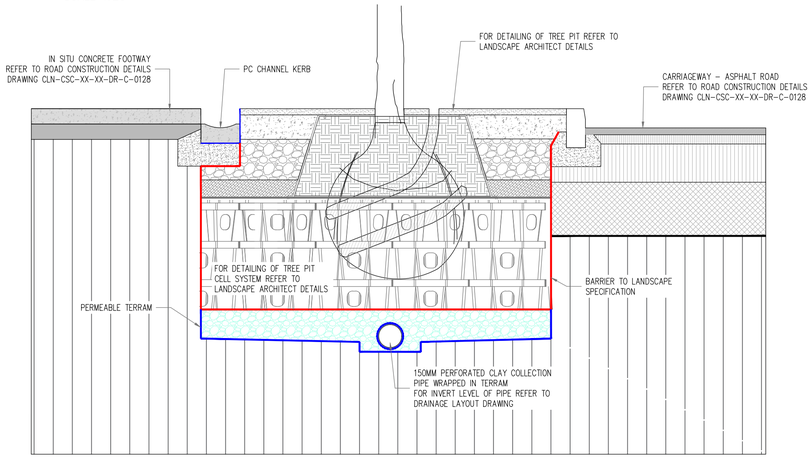

TREE PIT SECTION DETAIL B-B.
SCALE 1:20

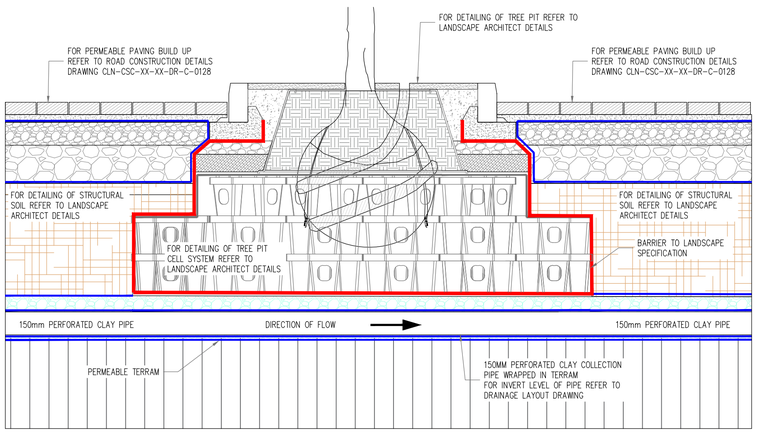

TREE PIT & PERMEABLE PAVING LONGSECTION DETAIL C-C.
SCALE 1:20

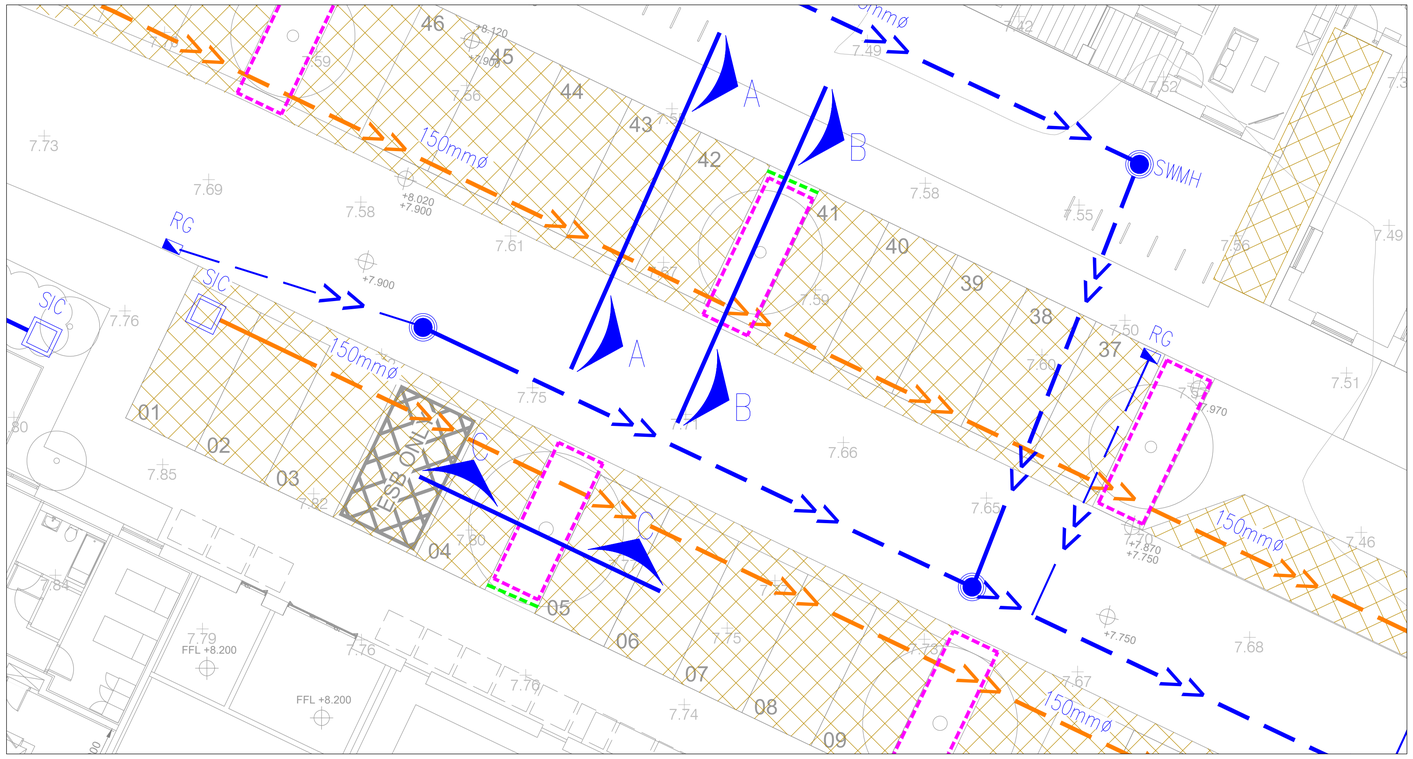

PLAN VIEW.
SCALE 1:100

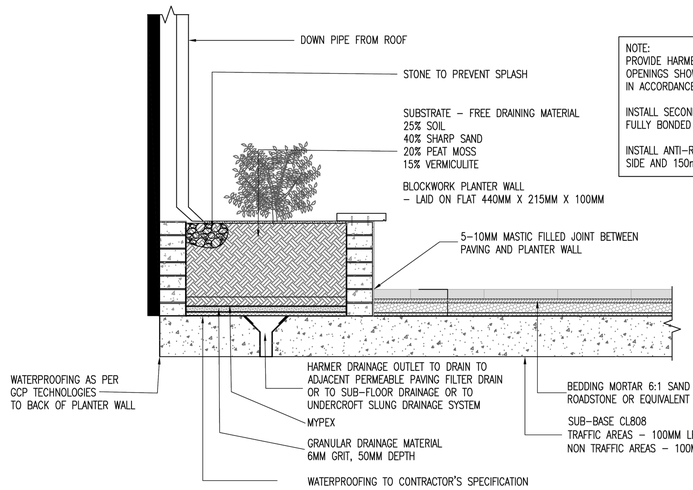

PLANTER BOX AT DOWN PIPES
SCALE 1:25

NOTE:
PROVIDE HARMER 150mm DIA. VERTICAL SPIGOT OUTLET OR EQUIVALENT TO EXISTING OPENINGS SHOWN AND WATERPROOFING TO BE DRESSED IN STRICTLY IN ACCORDANCE WITH MANUFACTURERS DETAILS & SPECIFICATION

INSTALL SECONDARY ANTI-ROOT MEMBRANE STRIPS OR EQUIVALENT 1m WIDE FULLY BONDED WITH 100mm SIDE AND 150mm END UNDER PLANTER WALLS

INSTALL ANTI-ROOT MEMBRANE OR EQUIVALENT FULLY BONDED WITH 100mm SIDE AND 150mm END LAPS TO MAIN PODIUM AREA

NOTES.

1. REFER TO LANDSCAPE ARCHITECTS DRAWINGS FOR DETAILS.
2. ALL STORM PIPES TO BE CONCRETE WITH SPIGOT, SOCKET JOINTS AND RUBBER RINGS FITTINGS TO COMPLY WITH IS EN 1916 AND IS 6 2004 OR EQUIVALENT STANDARD. CLASS M OR CLASS H.
3. ALL GULLIES AND MANHOLES MUST BE EITHER BLOCKWORK OR CAST INSITU.
4. ALL GULLY CONNECTIONS TO BE 150mmø CLAY UNLESS STATED OTHERWISE.
5. REMOVAL OF EXISTING TREES AND VEGETATION, IN LINE WITH NPWS GUIDELINES.

DRAWINGS REFERENCES:

- REFER TO DRAWING CLN-CSC-XX-XX-DR-C-0111 & 0112 FOR PROPOSED DRAINAGE LAYOUTS.
- REFER TO DRAWING CLN-CSC-XX-XX-DR-C-0138 FOR SUDS LAYOUT.

C216

PLANNING DRAWING.
NOT FOR CONSTRUCTION.
ALL LEVELS GIVEN ARE
RELATIVE TO ORDNANCE DATUM.
THIS DRAWING HAS BEEN ISSUED FOR INFORMATION PURPOSES ONLY AND MUST NOT BE USED FOR CONSTRUCTION UNDER ANY CIRCUMSTANCES

NOTES
1. For setting out refer to Architect's drawings.
2. This drawing to be read in conjunction with all other Architectural and Engineering drawings and all other relevant drawings and Specifications.
3. DO NOT SCALE THIS DRAWING. Use figured dimensions only.
4. No part of this document may be reproduced or transmitted in any form or stored in any retrieval system of any nature without the written permission as copyright holder except as agreed for use on the project for which the document was originally issued.
5. Ordnance Survey Ireland Licence Number EN 0074024

Rev. No.	Date	REVISION NOTE	Drn. By	Chkd. By
P1	16.05.2024	ISSUED FOR STAGE 2 PLANNING	JF	GL
P2	28.06.2024	ISSUED FOR STAGE 3 PLANNING	JS	JF
P3	23.07.2024	ISSUED FOR REVIEW	JS	JF
P4	08.08.2024	ISSUED FOR REVIEW	JF	GF
P5	13.08.2024	ISSUED FOR PLANNING SUBMISSION	JS	GF

Client	LDA
Project	Clongriffin Blocks 5 & 6
Title	SuDS Details
Dwg. No.	CLN-CSC-XX-XX-DR-C-0134

Date	Drn by	Chkd by	Aprvd by	Scale	Revision
MAY 2024	JS	JF	NB	AS SHOWN @ A1	P5

CS Consulting Group
DUBLIN | LONDON | LIMERICK
Head Office
19-22 Dame Street, Dublin 2.
T: +353 (0)1 5480863
e: info@csconsulting.ie
w: www.csconsulting.ie

NSAI Certified
Quality I.S. EN ISO 9001:2008
Environment I.S. EN ISO 14001:2004
Energy I.S. EN ISO 50001:2011
Health & Safety OHSAS 18001:2007